

# NVTC Commission Meeting September 3, 2020

The meeting will start momentarily.



**KATIE CRISTOL**  
NVTC CHAIR  
ARLINGTON COUNTY



**CANEK AGUIRRE**  
NVTC VICE CHAIR  
CITY OF ALEXANDRIA



**JEFFREY MCKAY**  
NVTC SECRETARY-TREASURER  
FAIRFAX COUNTY



**MATTHEW LETOURNEAU**  
NVTC IMMEDIATE PAST CHAIR  
LOUDOUN COUNTY

Meeting materials available at [www.novatransit.org](http://www.novatransit.org)



**KATIE CRISTOL**  
NVTC CHAIR  
ARLINGTON COUNTY



# Welcome by the NVTC Chair

- Virtual Meeting Guidelines
- Commission Roll Call to Establish a Quorum
- Identify Staff Participating in Meeting
- Overview of Agenda
- Opening Remarks

# NVTC September 2020 Meeting Agenda

1. Opening Remarks
2. Electronic Participation
  - A. Resolution #2417 Finding Need to Conduct September 3, 2020 Meeting Electronically
  - B. Public Comments Received during Declared Emergency
3. Approval of July 2, 2020 Meeting Minutes
4. Washington Metropolitan Area Transit Authority
5. State of Transit in Northern Virginia
6. Legislative Update
7. Transit Resource Center
8. Commuter Choice Program
9. Department of Rail and Public Transportation
10. Virginia Railway Express
11. Executive Director Report
12. Closed Session

Note: #6 Legislative Update may be presented ahead of #3 Approval of July Minutes

## 2. Electronic Participation

- A. ACTION ITEM: Approve NVTC Resolution #2417: Finding Need to Conduct the September 3, 2020 Meeting Electronically
- B. Staff have provided Commissioners with written comments received prior to 3PM on September 3.



**KATE MATTICE**  
NVTC EXECUTIVE DIRECTOR




NVTC Photo circa 1965



# Tribute to Former NVTC Commissioner Joe Alexander

- Represented the Lee District on the Fairfax County Board of Supervisors for 32 years
- Served on NVTC for 31 years
- Founding member of NVTC and the VRE Operations Board
- Transit advocate through American Public Transportation Association (APTA) and Virginia Transit Association (VTA)



## 6. Legislative Update



## 6. Legislative Update




**KATE MATTICE**  
*NVTC EXECUTIVE DIRECTOR*



**AIMEE PERRON-SEIBERT**  
*NVTC LEGISLATIVE LIAISON*



**KATIE CRISTOL**  
NVTC CHAIR  
ARLINGTON COUNTY



### 3. Approve July 2, 2020 Meeting Minutes

ACTION ITEM: Approve the Meeting Minutes from the July 2, 2020 Commission Meeting



## 4. Washington Metropolitan Area Transit Authority

- A. Presentation from the WMATA CEO (postponed)
- B. Report on the WMATA COVID-19 Responses
- C. Report from the Virginia WMATA Board Members



## 4. WMATA (continued)


### D. Report from the Chair of the 3% Cap Working Group

- Budget amendment to Commonwealth's FY2020 budget
- NVTC chair to convene a working group to study the impact of the 3% operating cap on the Virginia WMATA subsidy
- 3% operating cap established in 2018 WMATA dedicated funding legislation
- Report due November 10



**KATIE CRISTOL**  
NVTC CHAIR  
ARLINGTON COUNTY





**CANEK AGUIRRE**

NVTC VICE CHAIR  
NVTC WMATA COMMITTEE CHAIR  
CITY OF ALEXANDRIA

## 4. WMATA (continued)

E. Report from the Chair of the NVTC WMATA Committee

Next NVTC WMATA Committee meetings are September 17 and October 29





# The State of Public Transportation in Northern Virginia

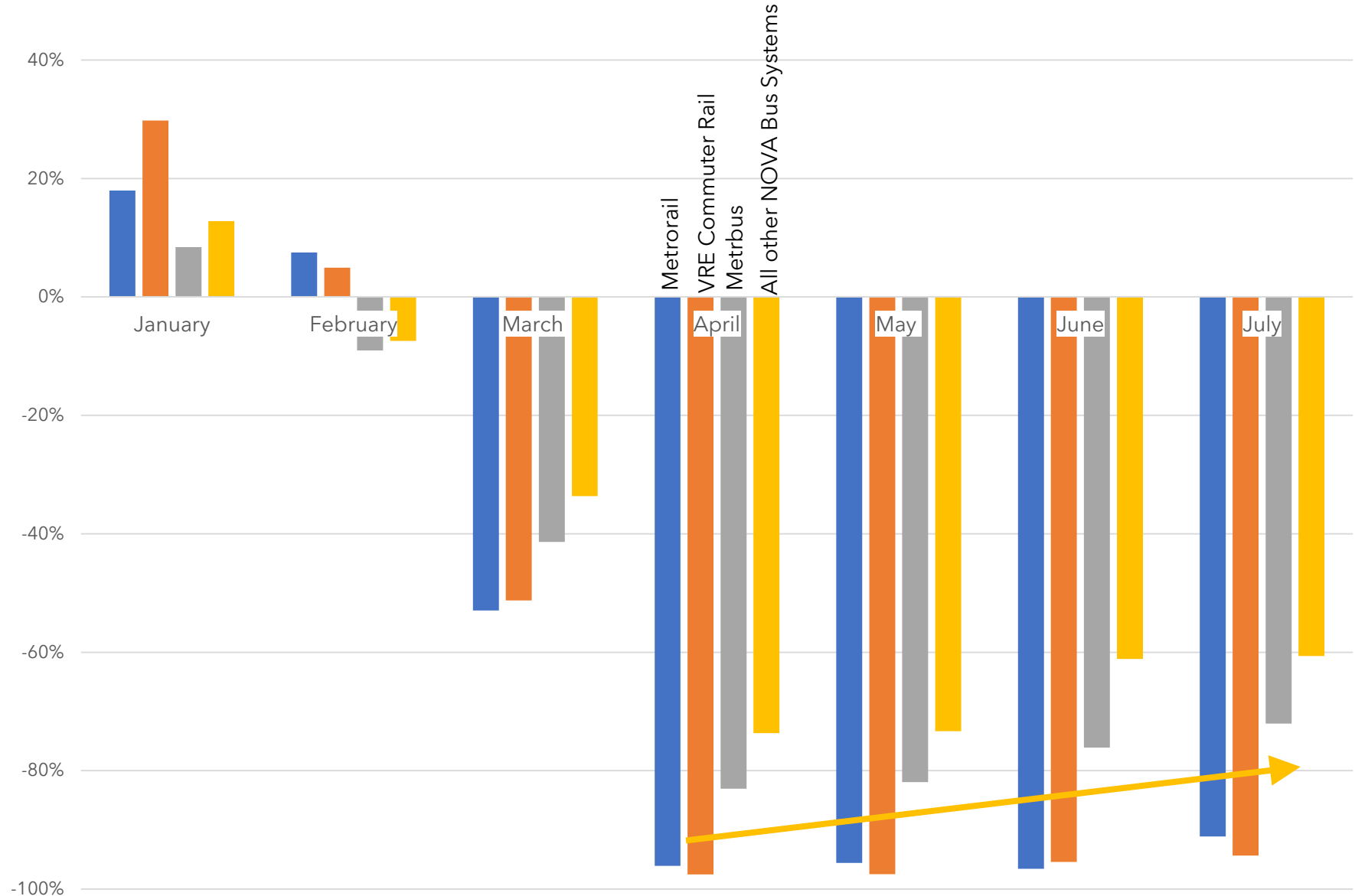
**Kate Mattice**  
*Executive Director*

**Scott Kalkwarf**  
*Director of Finance and  
Administration*

# Outline

- **Current Trends and Actions**
- **Commuter Travel and Outlook**
- **Rider Perception and Challenges**
- **Transit Revenue Outlook**

Percent Change in Ridership 2019-2020, by Service Type



**Early in 2020, NOVA transit ridership was trending above 2019.**

**Stay-at-home orders affected ridership on all transit services, but not equally.**

**Transit provided the essential service for the region's essential workers.**



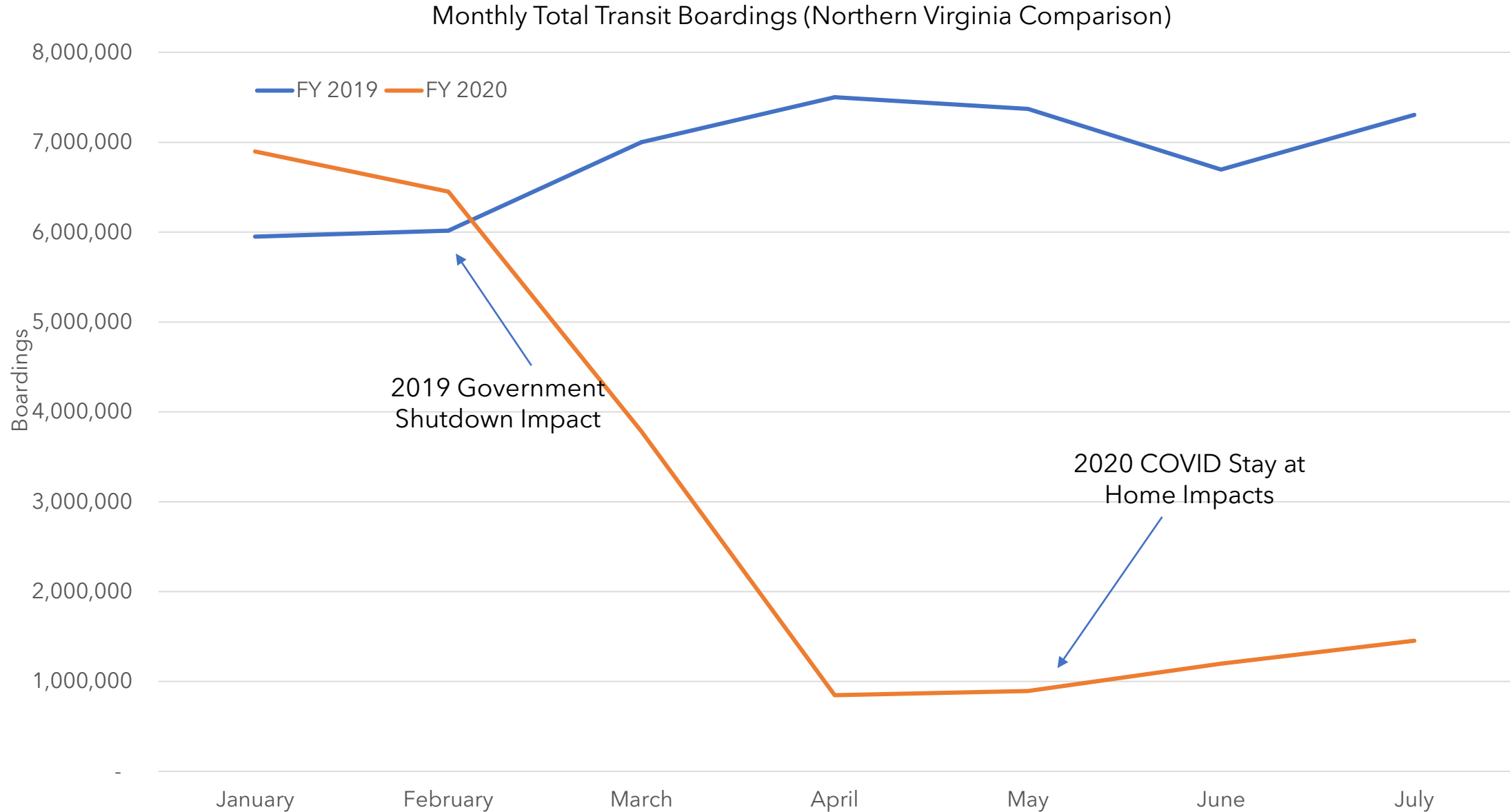
## **Initial Service Changes**

- Continued key routes to essential workplaces
- Rightsized service to respond to ridership needs, operator safety
- Eliminated front-door boarding on buses / reduced “touch” opportunities

## **Enhanced Safety Measures**

- Stepped up cleaning
- Social distancing markings
- Driver safety shields
- Contactless boarding
- Mask requirements

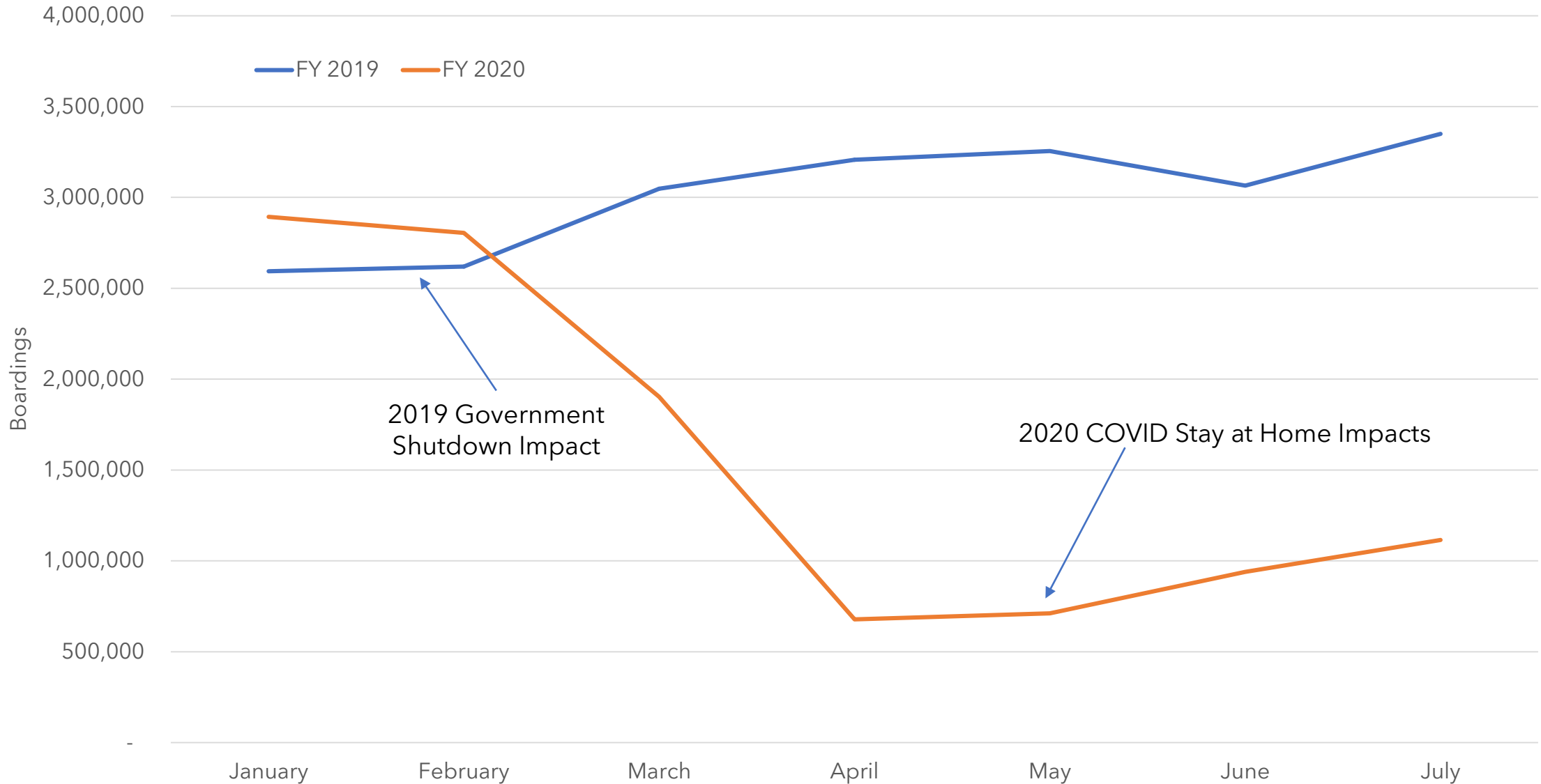
# Transit Boardings have already declined 26.3M from 2019 to 2020





# Bus boardings show a less dramatic decline (10M from 2019 to 2020)

Monthly Total Bus Transit Boardings Northern Virginia Comparison




**More transit options are coming online.**

**Worker and rider safety will continue to be top priorities.**



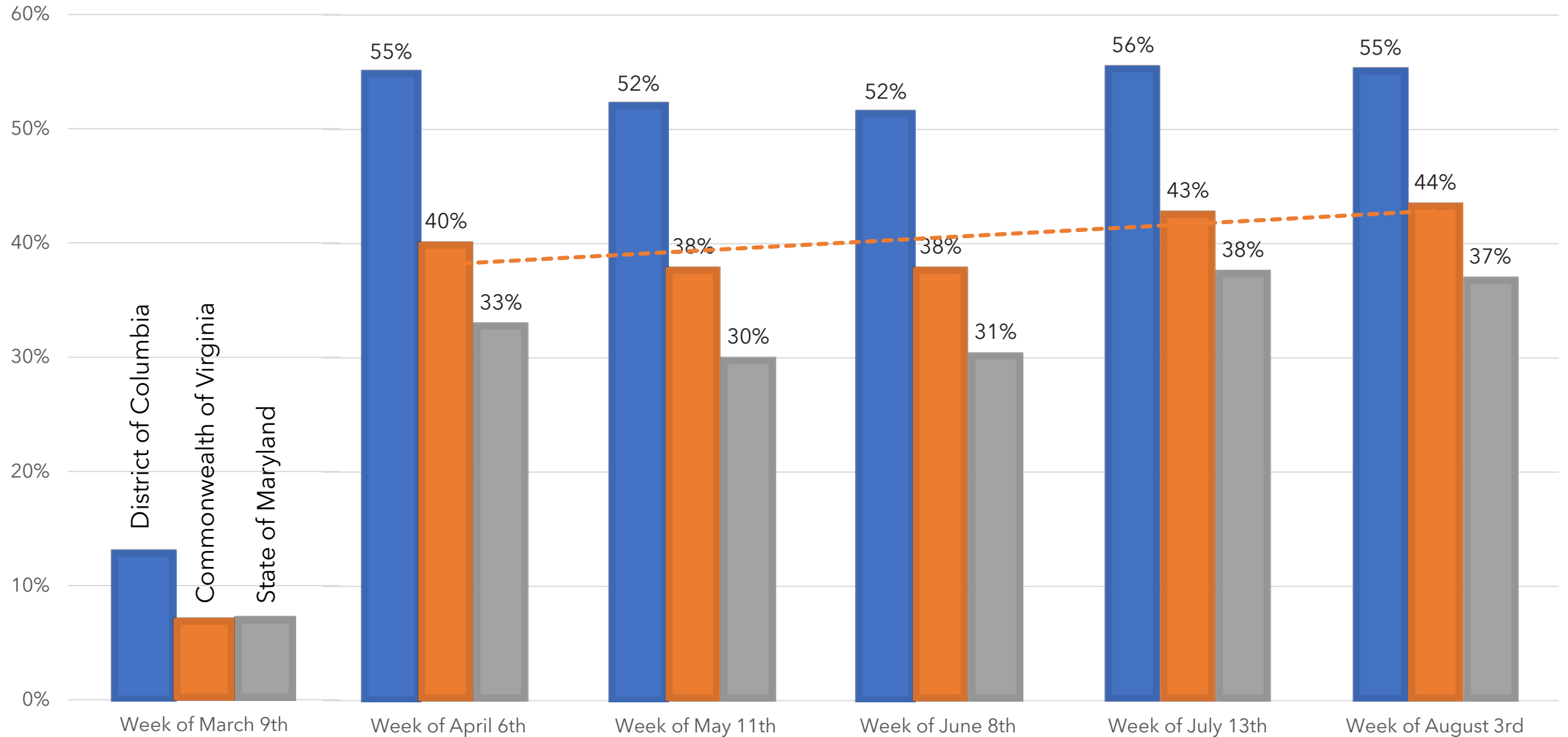
- Metrorail and Metrobus moved to near-normal service in August
- Dunn Loring and Vienna Metrorail stations reopen September 8 (end of Platform Improvement Project)
- Fairfax Connector returned to full service this past weekend (August 29)
- ART returned to near-normal service in August
- DASH to return to 80% of service September 13

**But  
increased  
work-from-  
home will  
affect our  
travel  
networks**



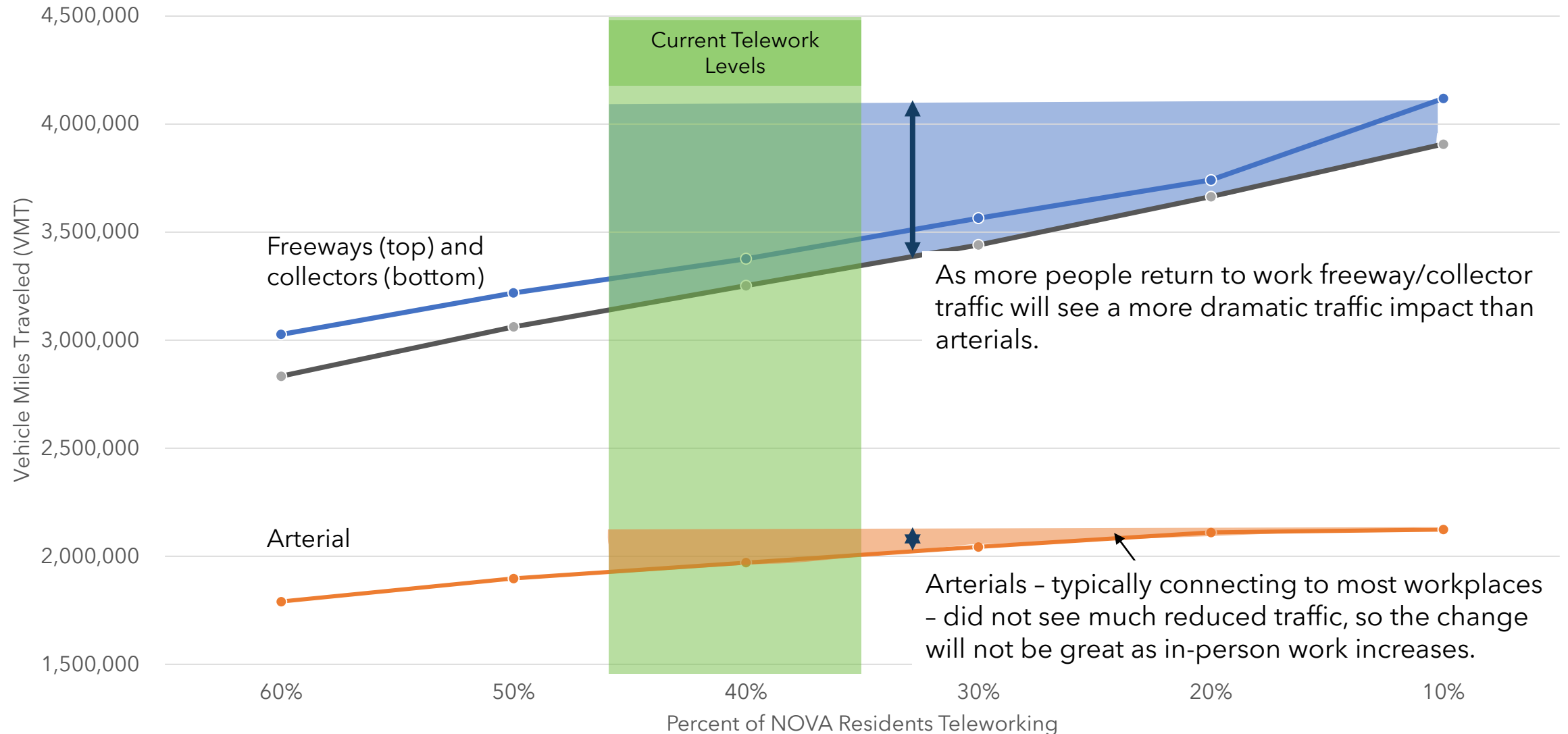
- Commuter travel represents 66% of weekday transit trips in Northern Virginia
- Pre-COVID, regional telework was consistent at 10% of commuters (TPB Household Travel Survey)
- Telework is not even across income levels
  - Typical options are in higher income brackets (>\$50,000 household income)
- Impact of telework is not even across transit modes
- Non-work transit travel is still affected

# Working from Home Trends



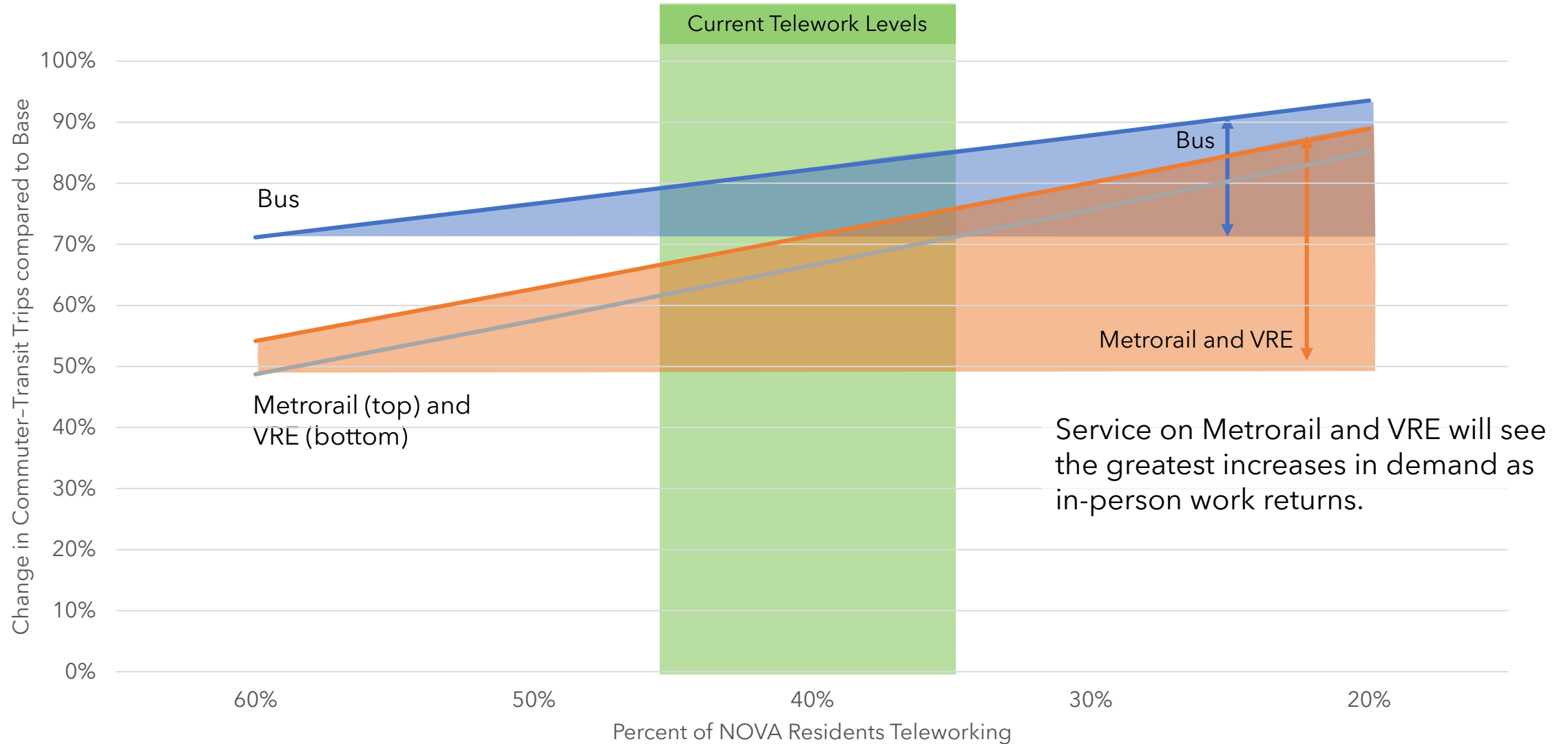
# Level of telework does affect NOVA roadways differently

Sensitivity Test Results for Northern Virginia Morning Peak Period Vehicle Miles Traveled (VMT)



# And as in-person work increases, the demand on rail will increase

Percent Change in Northern Virginia Commute Transit Trips by Type, Compared to Base




# Perceptions of safety on transit will continue to affect ridership



- Early CDC guidance cautioned against transit use but was found to be baseless, if masks/distancing required
- National surveys still show riders have concern with returning to transit
- Cleaning protocols, spacing and ventilation appear to be greatest rider concerns
- Marketing/communication efforts will vital to improving confidence

# NOVA transit services are ready to welcome back riders



- Transit need may morph and change, but it is still too early to predict
- All systems continually review and refine their service plans, but it does take time
- Fare revenues are important to the operational health of all transit systems
- Restoring confidence in riding will be important
- Aligning service with safe capacity and needs will continue to be important





# Transit Revenue Sources

## Revenue through NVTC

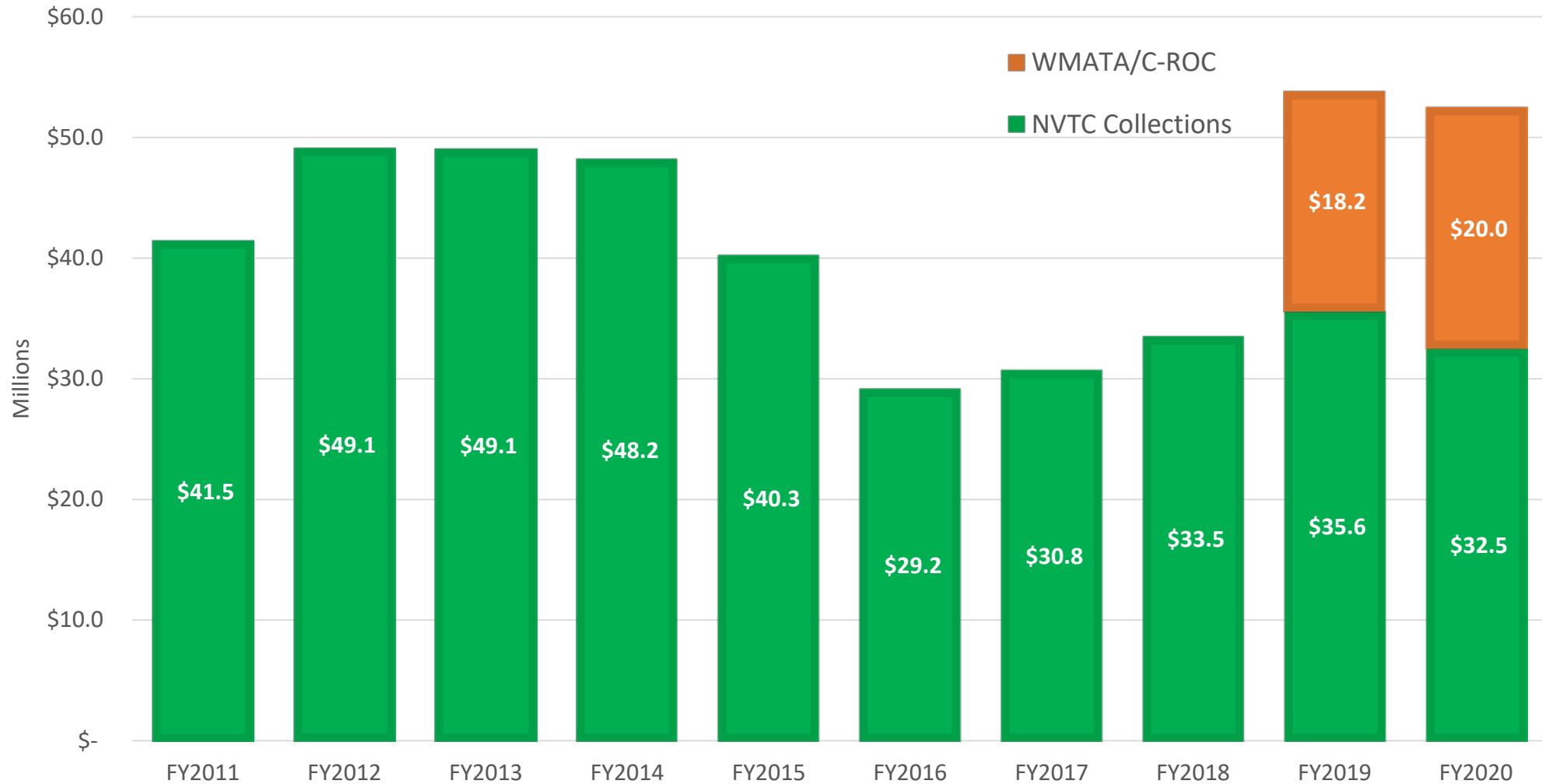
- Regional Motor Fuels Tax
- DRPT Capital and Operating Assistance
- Commuter Choice I-66
- Commuter Choice I-395/95
- NVTC General and Administrative Budget

## Revenue Direct to WMATA

- DRPT WMATA Capital Fund - Dedicated Funding
- DRPT PRIIA Match

# NVTC Regional Motor Fuels Tax

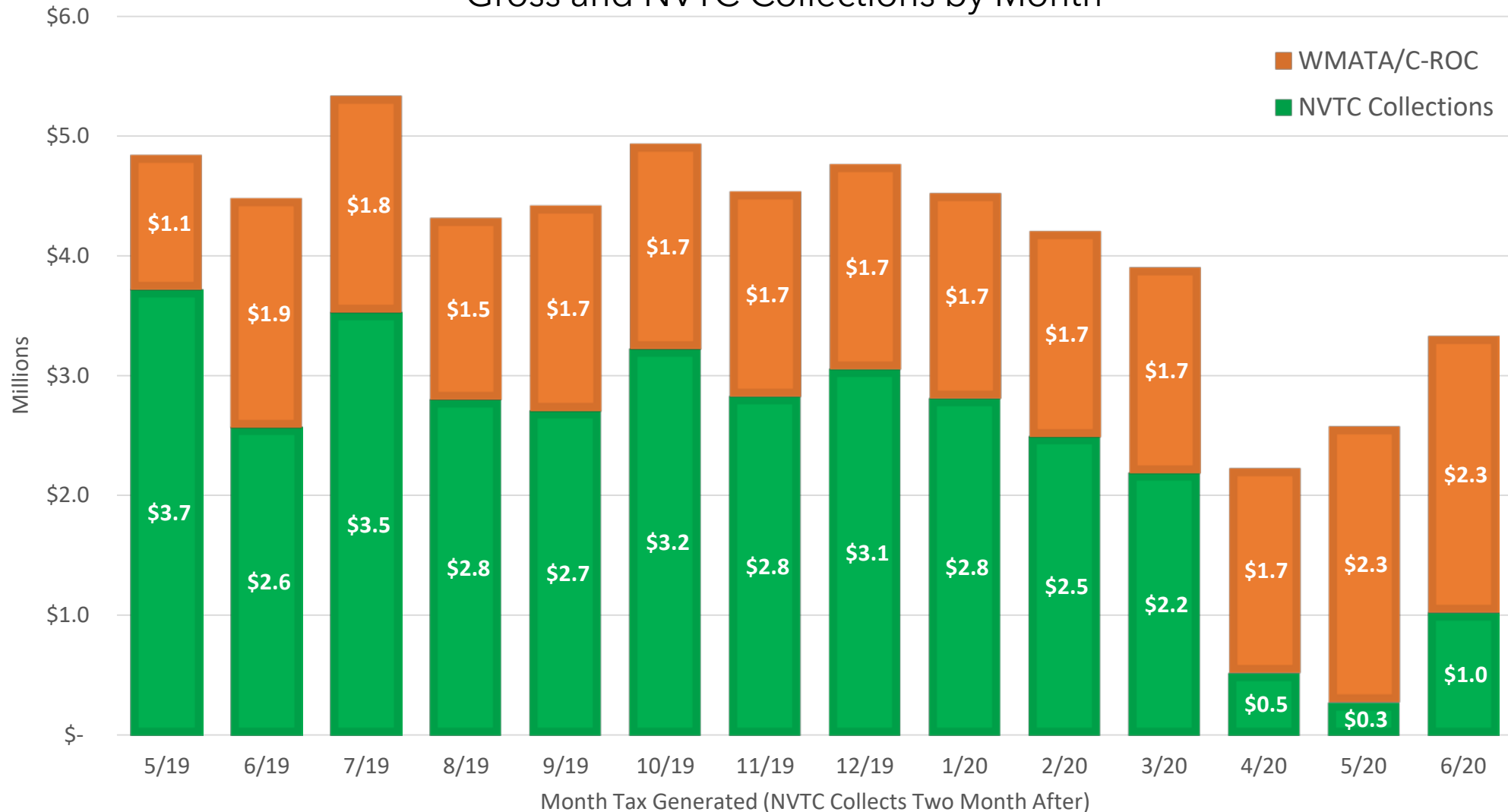
Gross and NVTC Collections by Fiscal Year



Source: NVTC/Department of Motor Vehicles

# NVTC Regional Motor Fuels Tax

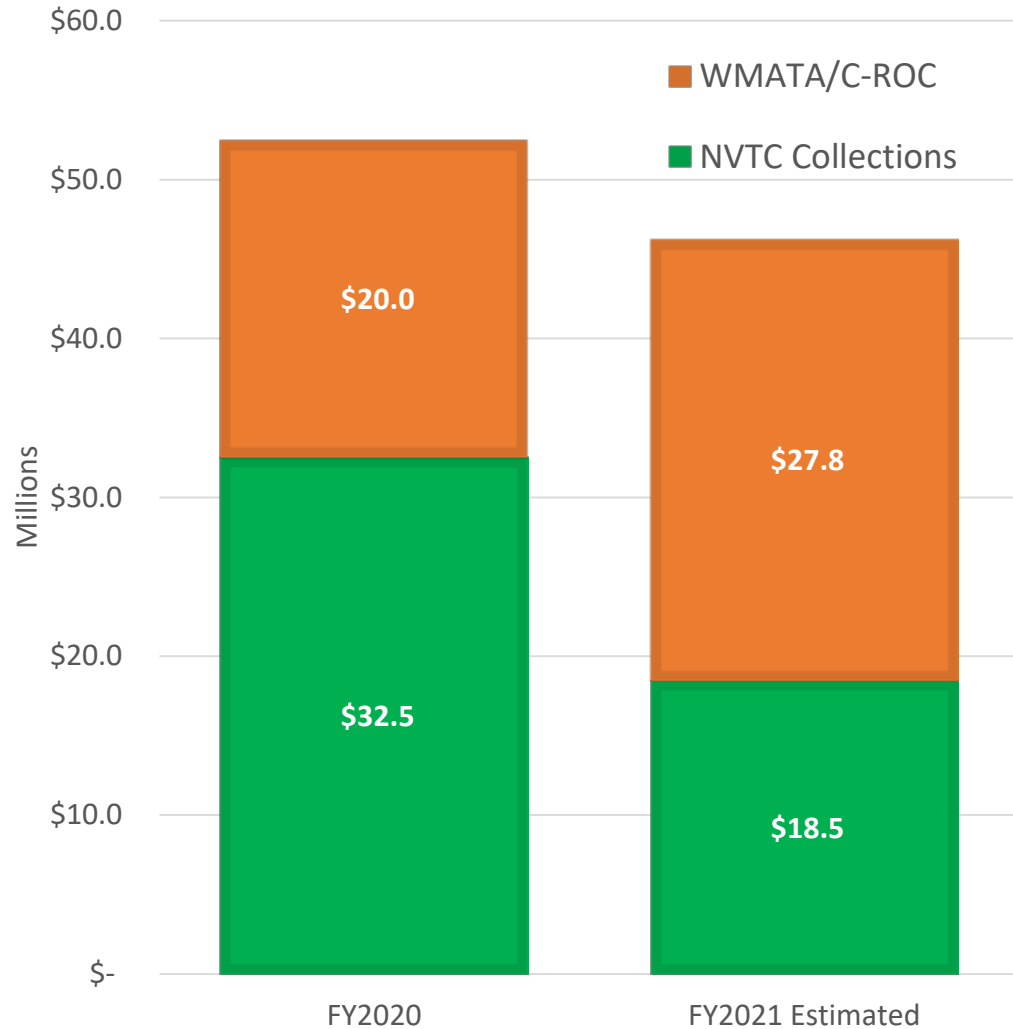
## Gross and NVTC Collections by Month



Source: NVTC / DMV

# NVTC Regional Motor Fuels Tax

FY2021 Estimated Gross and NVTC Collections

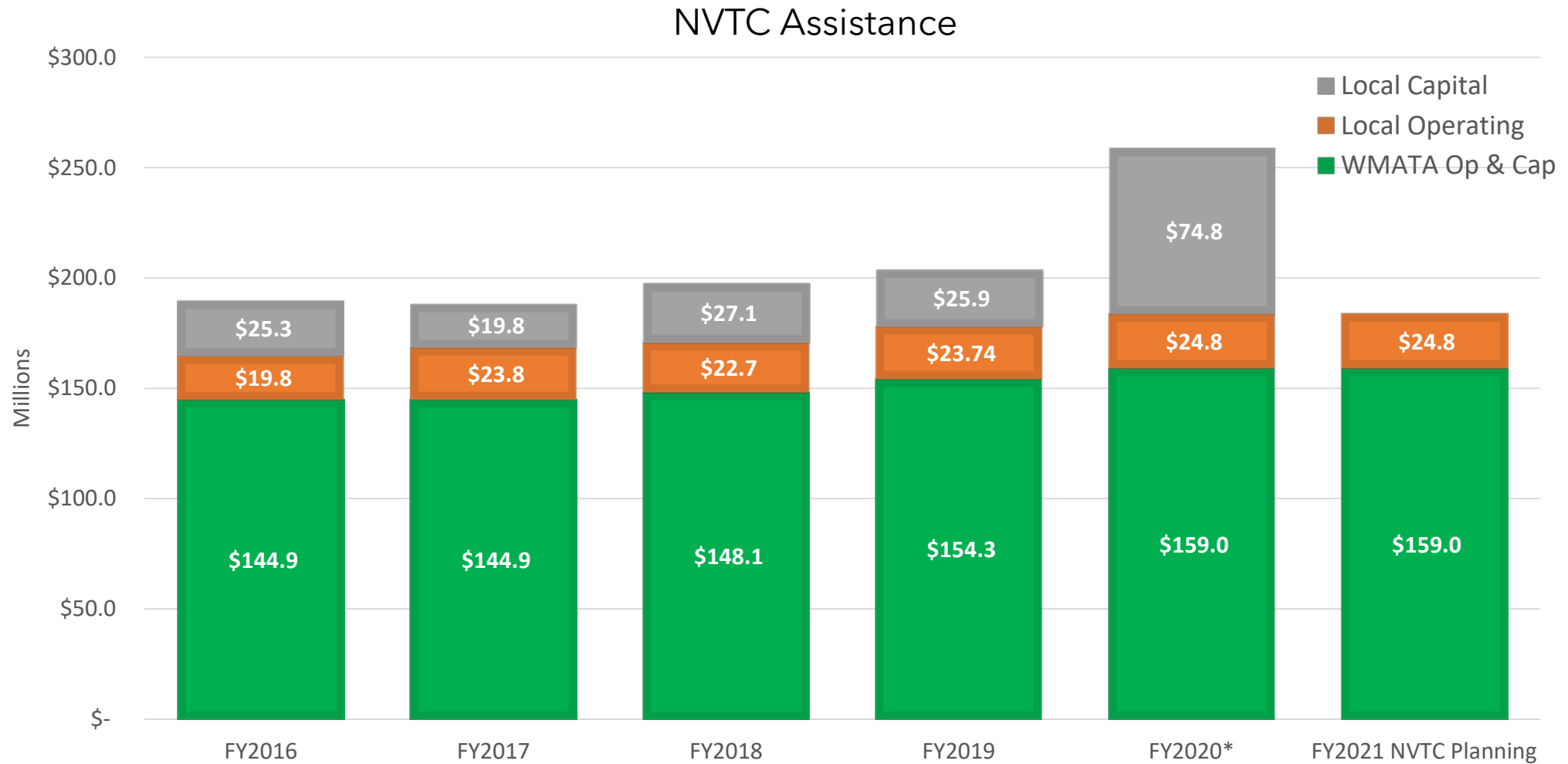


- DMV does not prepare revenue projections of the regional motor fuels tax
- Assuming state-wide motor fuels tax revenue projections can be applied to the NVTC regional tax, gross revenue would decrease by about \$6 million
- Withholding for WMATA & C-ROC Funds:

	<u>FY2020</u>	<u>FY2021</u>
WMATA Capital Fund	\$ 14.4	\$ 22.2
VRE C-ROC Fund	5.6	5.6
	<u>\$ 20.0</u>	<u>\$ 27.8</u>

Source: NVTC / DMV

# DRPT Capital and Operating Assistance



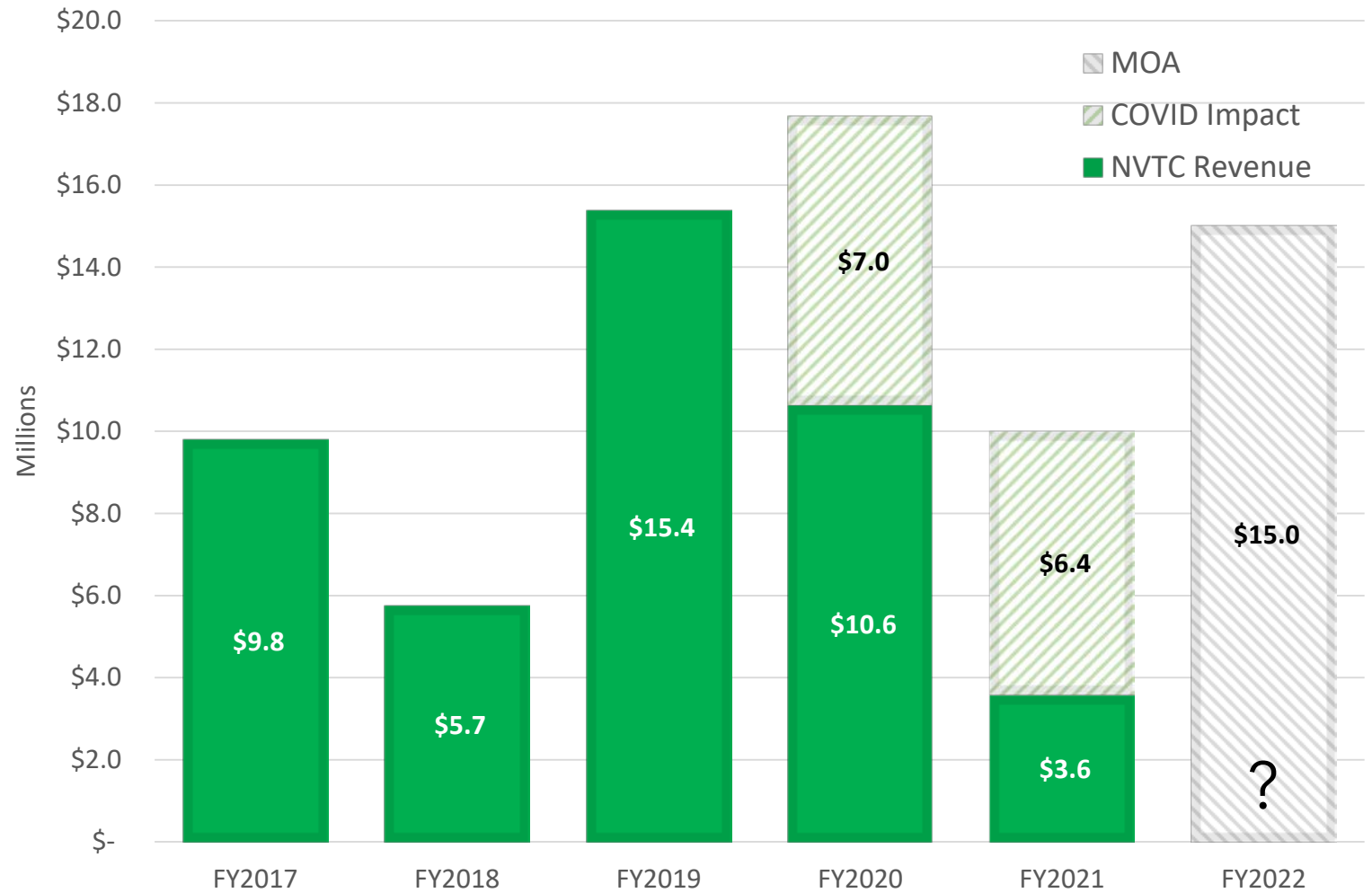
\*Table does not include \$2.9M in FY2020 supplemental crisis funding for local operations

Source: NVTC / DRPT SYIP



# Commuter Choice I-66

Revenue by Fiscal Year



# Other Areas We are Monitoring

1. GA Special Session impact on State Funding
2. Commuter Choice I-395/95
  - MOA anticipates \$15M+ escalation each year
  - Revenues are based upon toll collections by Transurban
3. Other DRPT WMATA Funding
  - Dedicated Capital Funding (\$154.5M Budgeted)
  - Proportional dedicated funding by Maryland and DC
  - State PRIIA Match (\$50M budgeted)
4. NVTA 30% Funding
  - Used by many localities to support WMATA and local transit operations
5. Federal Formula Programs and Relief Funding
  - FAST Act to expire Sept 30<sup>th</sup>
  - CARES Act funding being expended by WMATA, VRE, PRTC





# Questions


**Kate Mattice**  
*Executive Director*

**Scott Kalkwarf**  
*Director of Finance and  
Administration*

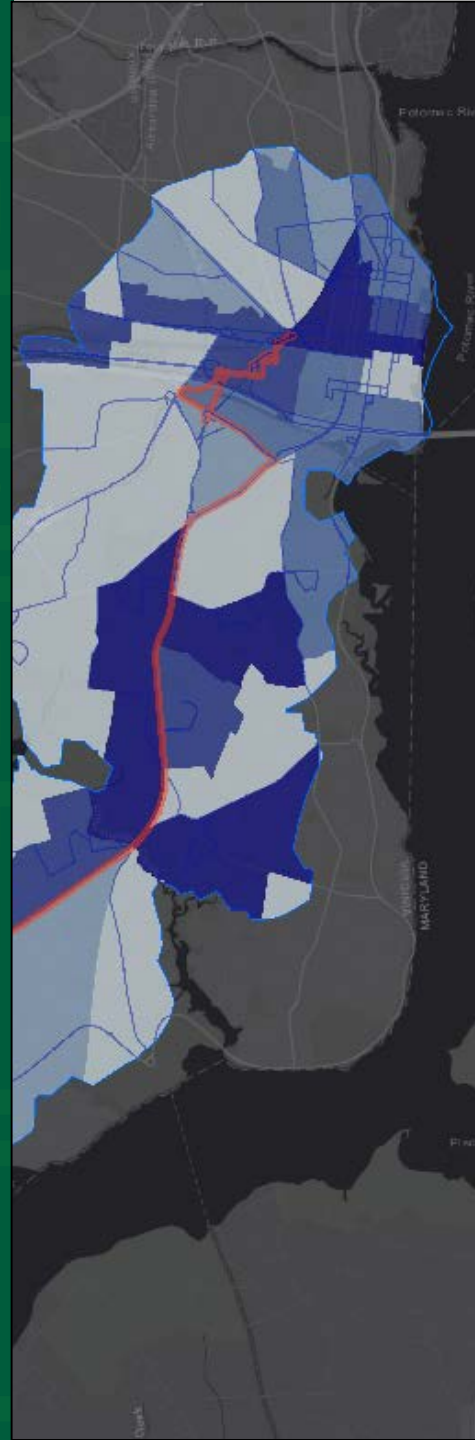


## 7. Transit Resource Center

- Overview of TBEST (Transit Boardings Estimation and Simulations Tool), NVTC's transit planning tool
- Demonstration of NVTC technical support for Northern Virginia transit planning.



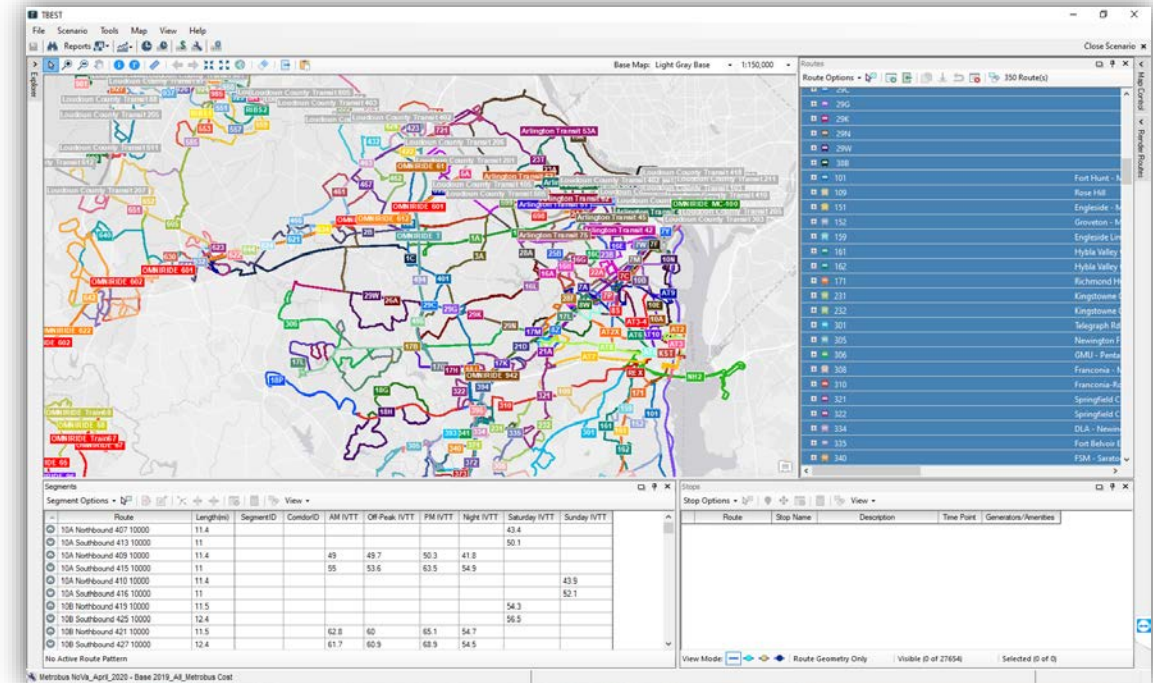
**MATTHEW CHENG**  
NVTC PROGRAM ANALYST



# TBEST Overview

TBEST: Transit Boardings Estimation and Simulation Tool

- Developed to support agencies' transit development plans (TDPs), via approved ridership estimation methodology
- Utilizes parcel land use, regional demographic and census data to analyze transit networks and forecast ridership
- Three main transit performance data and graphical outputs
  - Ridership Estimation/stop level demand projection
  - Socioeconomic and land use market analysis
  - Rider travel time/network accessibility modeling
- Jurisdictional analysis, service and operations analysis, Title VI, equity analysis
- NVTC support for NoVa jurisdictional planning, regional analysis, program evaluation
  - Fairfax Connector
  - Alexandria DASH
  - DRPT



# Ridership Estimation

Scenario Com  
Boardings, Population, Employment, S

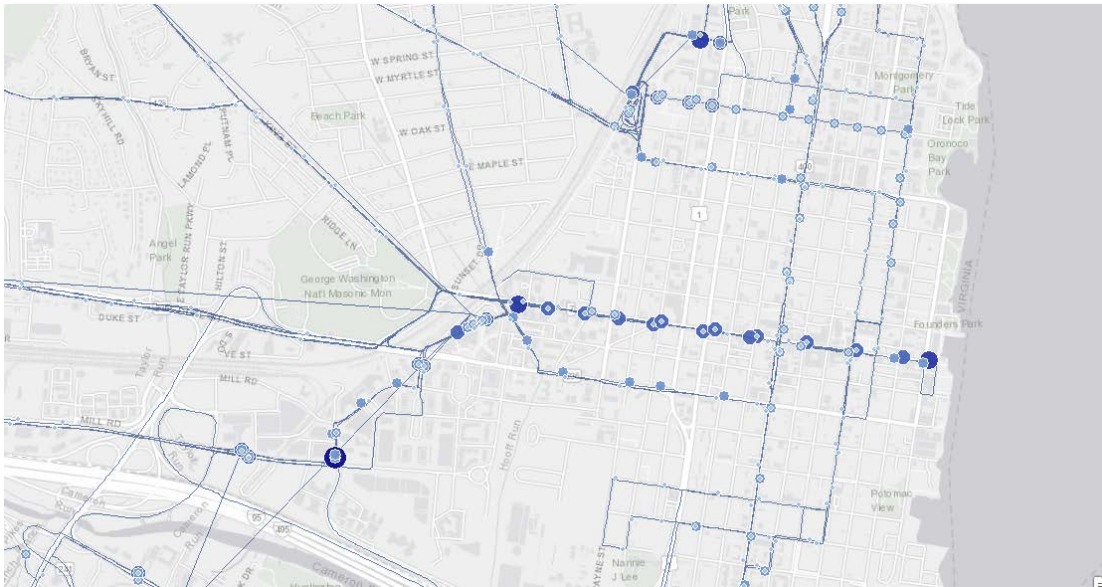
Transit System: Alexandria DASH  
 Scenario A: DASH Base  
 Scenario B: DASH Frequency x2  
 Summary Span: Weekday Summary  
 Report Date: 9/19/2019 9:58:43 AM

**Route Summary**

Route Name	Additional Boardings (+/-)	Direct Boardings			Transfer Boardings			Total Boardings			Total Population		
		A	B	% Change	A	B	% Change	A	B	% Change	A	B	% Change
AT1	1,081	1,610	2,582	60.4%	77	187	142.9%	1,688	2,769	64%	41,629	41,629	0%
AT10	334	496	800	61.3%	22	52	136.4%	518	852	64.5%	18,771	18,771	0%
AT2	1,087	1,503	2,473	64.5%	78	195	150%	1,581	2,668	68.8%	45,564	45,564	0%
AT3	512	727	1,199	64.9%	44	84	90.9%	771	1,283	66.4%	29,573	29,573	0%
AT34	36	53	82	54.7%	1	8	700%	54	90	66.7%	0	0	0%
AT4	452	667	1,098	64.6%	58	77	32.8%	724	1,176	62.4%	19,991	19,991	0%
AT5	859	1,482	2,233	50.7%	55	164	198.2%	1,537	2,396	55.9%	57,337	57,337	0%
AT6	641	749	1,304	74.1%	56	141	151.8%	804	1,445	79.7%	19,527	19,527	0%
AT7	333	588	897	52.6%	16	39	143.8%	603	936	55.2%	34,715	34,715	0%
AT8	2,248	2,799	4,902	75.1%	61	206	237.7%	2,860	5,108	78.6%	51,223	51,223	0%
AT9	334	585	904	54.5%	26	42	61.5%	611	945	54.7%	32,919	32,919	0%
<b>Totals</b>	<b>7,917</b>	<b>11,259</b>	<b>18,474</b>	<b>64.1%</b>	<b>494</b>	<b>1,195</b>	<b>141.9%</b>	<b>11,751</b>	<b>19,668</b>	<b>67.4%</b>	<b>383,972</b>	<b>383,972</b>	<b>0%</b>

## Stop-level direct and transfer boardings.

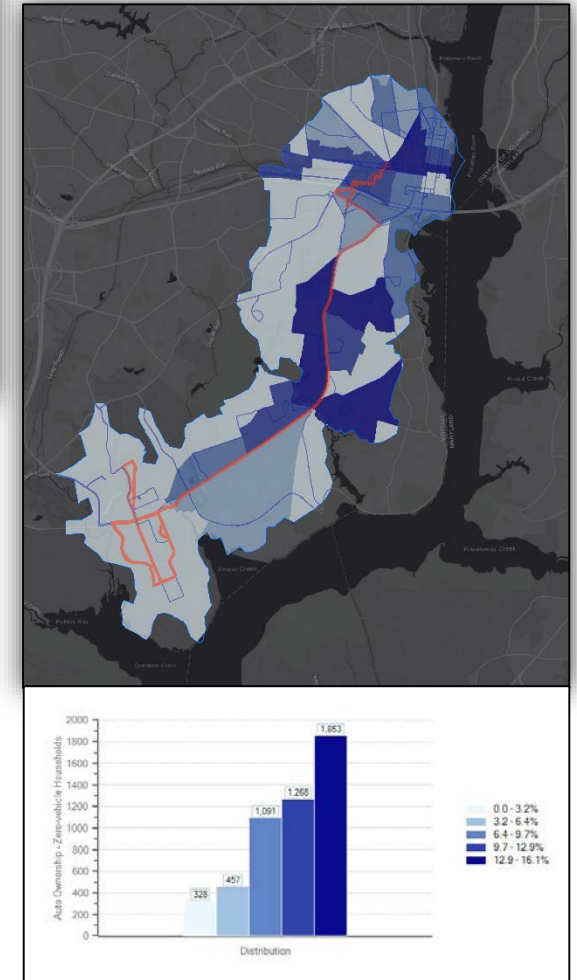
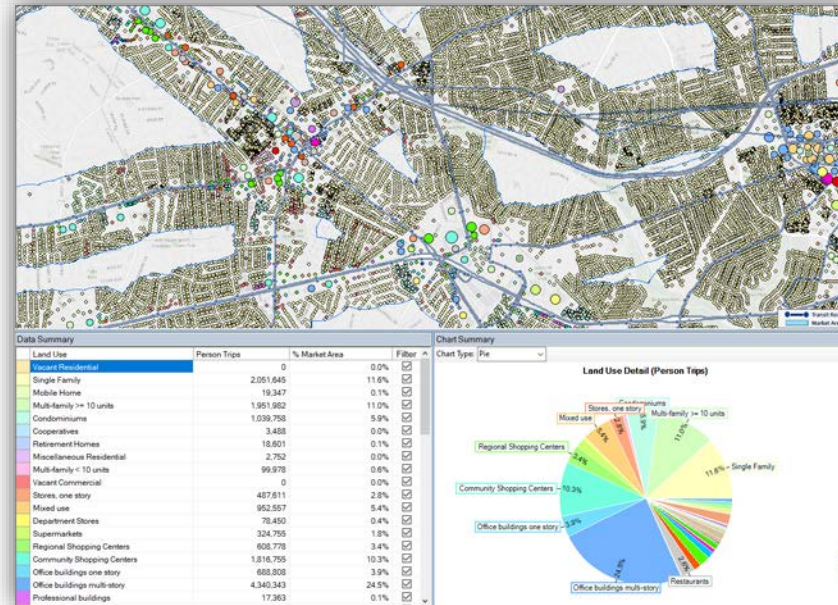
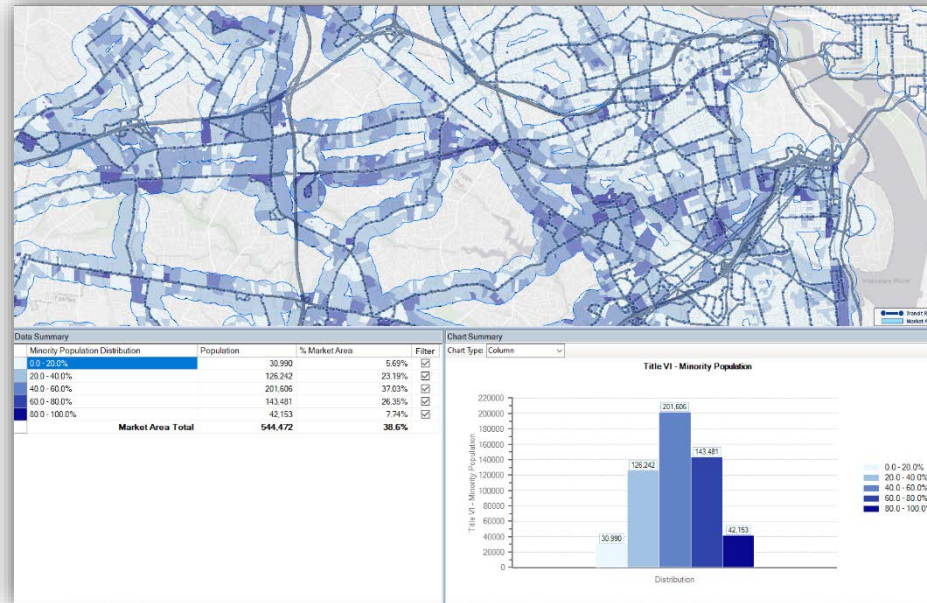
- Ridership is calculated for each unique stop for every route and time period.
- TBEST performs comparative scenario analysis: base (existing service) versus proposed alternative
- TBEST can analyze changes in socioeconomic conditions, local or regional



# Demographic & Employment Market Analysis

## Socioeconomic and land use data capture.

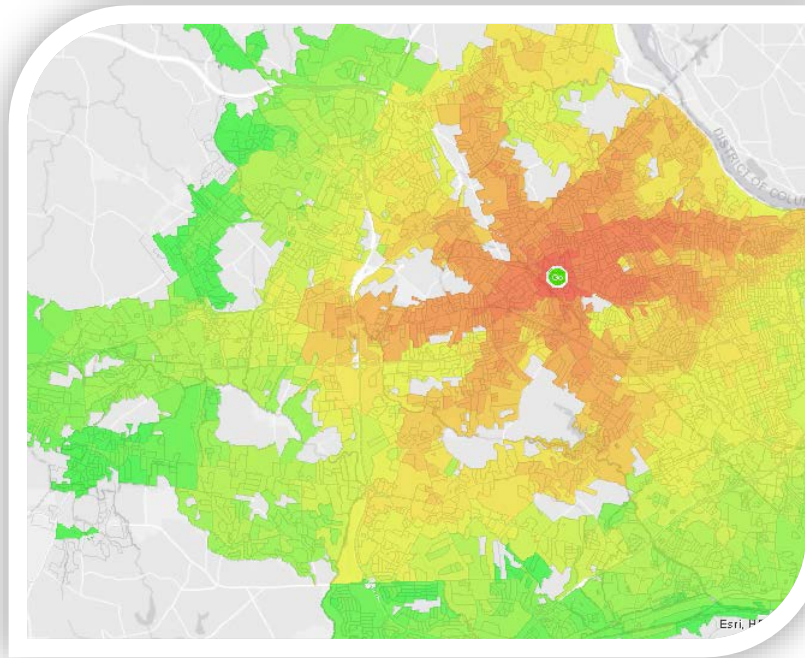
- TBEST performs analysis on all census market variables including: Title VI, employment type, primary language (LEP), education level, auto ownership, household attributes, income, population demographics
- Analyses existing and future parcel land use detail and trip potential including residential, mixed use, commercial and industrial categories
- Further analysis possible with multimodal mobility areas, demographic queries



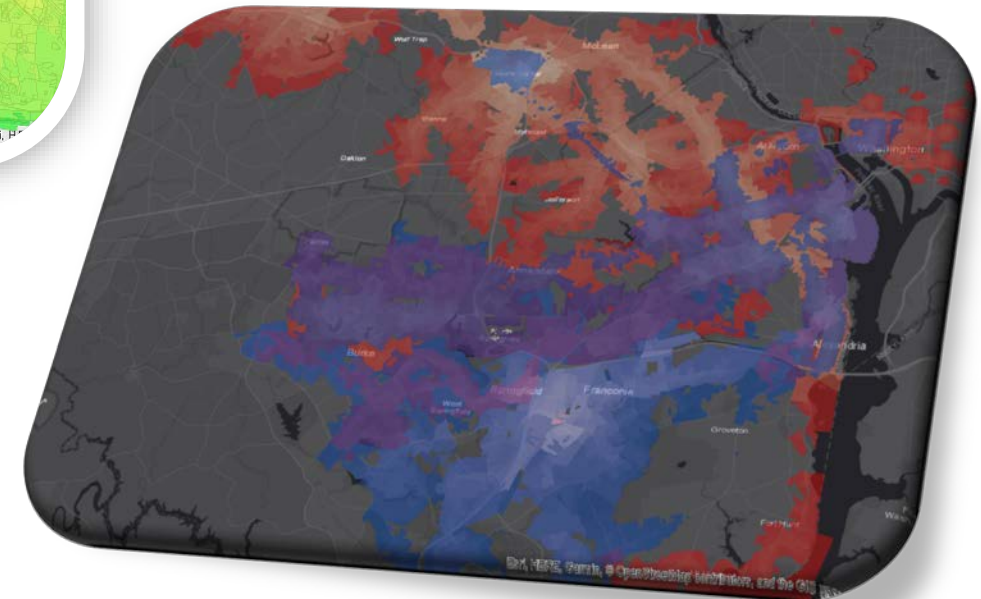
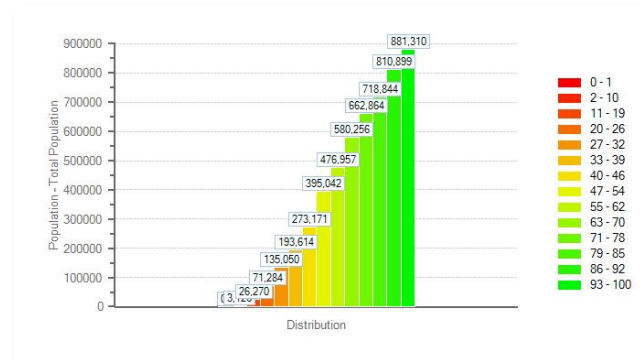
# Accessibility Analysis

How many people are within 100 minutes of transit travel time of EFC Metro?

- Transit accessibility models allow visualization of riders' travel time using the transit network
- Calculates travel time and accessible demographics from user-defined origins and destinations
- Additional filters for demographics, number of transfers, maximum and minimum distance, jurisdictional boundaries
- Can be used in comparative scenario evaluation, transit gap analysis



Travel Time (min)	Total Population	% Market Area
0 - 1	02	0.00%
2 - 10	3,126	0.35%
11 - 19	26,270	2.98%
20 - 26	71,284	8.09%
27 - 32	135,050	15.32%
33 - 39	193,614	21.97%
40 - 46	273,171	31.00%
47 - 54	395,042	44.82%
55 - 62	476,957	54.12%
63 - 70	580,256	65.84%
71 - 78	662,864	75.21%
79 - 85	718,844	81.57%
86 - 92	810,899	92.01%
93 - 100	881,310	100.00%
<b>Accessible Market Total</b>	<b>881,310</b>	<b>100.00%</b>



# Next steps for NVTC and TBEST

**Continue jurisdictional support, further develop TBEST applications.**

- Update socioeconomic database for Census 2020, maintain and improve modeling capabilities
- Continue to assist local, regional and state partners with TBEST technical assistance
- Look to utilize TBEST resources in NVTC Transit Resource Center studies and research




## 8. Commuter Choice Program

- Commuter Choice on the I-66 Corridor Round Four Program Update
- Commuter Choice on the I-395/95 Corridor Update



**BEN OWEN**

NVTC COMMUTER CHOICE  
SENIOR PROGRAM MANAGER



**Commuter Choice  
on the I-66 Corridor  
Round Four (FY 2021-2022)  
Program Update**



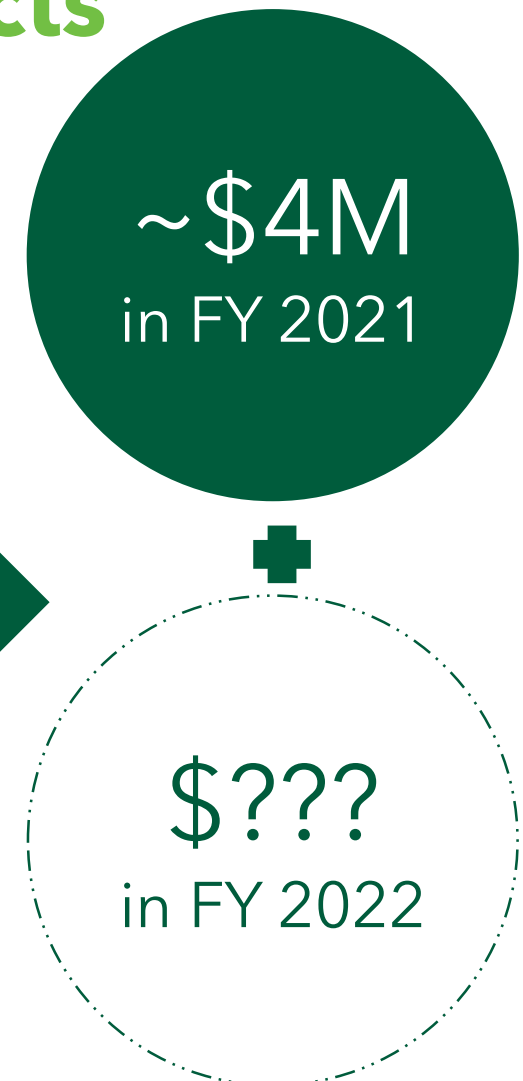
# Applications Under Consideration for Funding



Applicant	I-66 Round Four (FY 2021-2022) Application Title	Application Score (100 Points)	Funding Request
Arlington County	Ballston-MU Metrorail Station West Entrance - <b>Deferred</b>	97	\$10,000,000
Fairfax County	McLean Metro Station North Entrance	85	\$1,000,000
Loudoun County	Renewal of Metro Connection Route 88X Dulles South Extension - <b>Deferred</b>	81	\$649,819
OmniRide	Renewal of Bus Service from Gainesville to Pentagon/Navy Yard	80	\$461,100
City of Falls Church	Restoration of Peak-Period Metrobus Route 28X, Tysons Corner to Mark Center	73	\$3,305,967
OmniRide	Renewal of Bus Service from Haymarket to Rosslyn	71	\$137,100
OmniRide	New Bus Service from Gainesville to NoMa - <b>Deferred</b>	63	\$3,886,200
OmniRide	TDM Strategy - I-66 Corridor Vanpool Parking Benefit	62	\$85,000
Fairfax County	New Bus Service from Reston South to Crystal City	59	\$5,110,800
City of Fairfax	City of Fairfax Bike Share Implementation	59	\$460,000
Arlington County	Lee Highway HOV and Bus-Only Lane in Rosslyn	57	\$710,000
Town of Vienna	New Park and Ride at Patrick Henry Library	56	\$5,050,000 *
Loudoun County	Renewal of Purcellville Metro Connection Bus Service	52	\$709,030 *
Fairfax County	TDM Strategy - Fare Buy Down on Bus Service from Reston North to Crystal City	44	\$154,500

\* Reduced relative to original funding request.

# I-66 Round Four (FY 2021-2022) Revenue Available for New Projects



# I-66 Round Four (FY 2021-2022) Proposed Programming Approach

## "Round 4A"

Fall 2020  
~\$4M \*

- Prioritize renewals of existing services and small capital projects
- Commission and CTB would approve just this program this fall

## "Round 4B"

Anticipated June 2021  
Dependent on Funding

- Support new services as funding allows
- Supplemental programming action by Commission and CTB

\* NVTC's administration/oversight activities for the two-year period would also be programmed from available funds (does not affect the \$4M available for new projects).

# I-66 Round Four (FY 2021-2022) Staff-Recommended "Round 4A" Program

Applicant	I-66 Round Four (FY 2021-2022) Application Title	Application Score (100 Points)	Funding Request
Fairfax County	McLean Metro Station North Entrance	85	\$1,000,000
OmniRide	Renewal of Bus Service from Gainesville to Pentagon/Navy Yard	80	\$461,100
OmniRide	Renewal of Bus Service from Haymarket to Rosslyn	71	\$137,100
City of Fairfax	City of Fairfax Bike Share Implementation	59	\$460,000
Arlington County	Lee Highway HOV and Bus-Only Lane in Rosslyn	57	\$710,000
Loudoun County	Renewal of Purcellville Metro Connection Bus Service	52	\$709,030
<b>TOTAL FUNDING REQUEST</b>			<b>\$3,477,230</b>

# I-66 Round Four (FY 2021-2022) Potential "Round 4B" Projects

Applicant	I-66 Round Four (FY 2021-2022) Application Title	Application Score (100 Points)	Funding Request
City of Falls Church	Restoration of Peak-Period Metrobus Route 28X, Tysons Corner to Mark Center	73	\$3,305,967
OmniRide	TDM Strategy - I-66 Corridor Vanpool Parking Benefit	62	\$85,000
Fairfax County	New Bus Service from Reston South to Crystal City	59	\$5,110,800
Town of Vienna	New Park and Ride at Patrick Henry Library	56	\$5,050,000
Fairfax County	TDM Strategy - Fare Buy Down on Bus Service from Reston North to Crystal City	44	\$154,500
<b>TOTAL FUNDING REQUEST</b>			<b>\$13,706,267</b>

# I-66 Round Four (FY 2021-2022)

## "Round 4A" Next Steps

Sep.

- **Public Comment** including a virtual town hall meeting
- **Program Advisory Committee** to endorse the program for the full Commission's consideration

Oct.

- **Commission Action** to approve the program
- **CTB Briefing** on the programming approach and Commission-approved program

Dec.

- **CTB Action** to approve the program

# **Commuter Choice on the I-395/95 Corridor**

## **Program Update**

# I-395/95 Round Two (FY 2022-2023) Call for Projects Steps

**Oct.**

- Brief Commissions on Call for Projects
- Overview Webinar for Eligible Applicants

**Nov.**

- NVTC and PRTC Action on Call for Projects
- One-on-One Workshops with Applicants

**Jan.**

- Applications Due

**June**

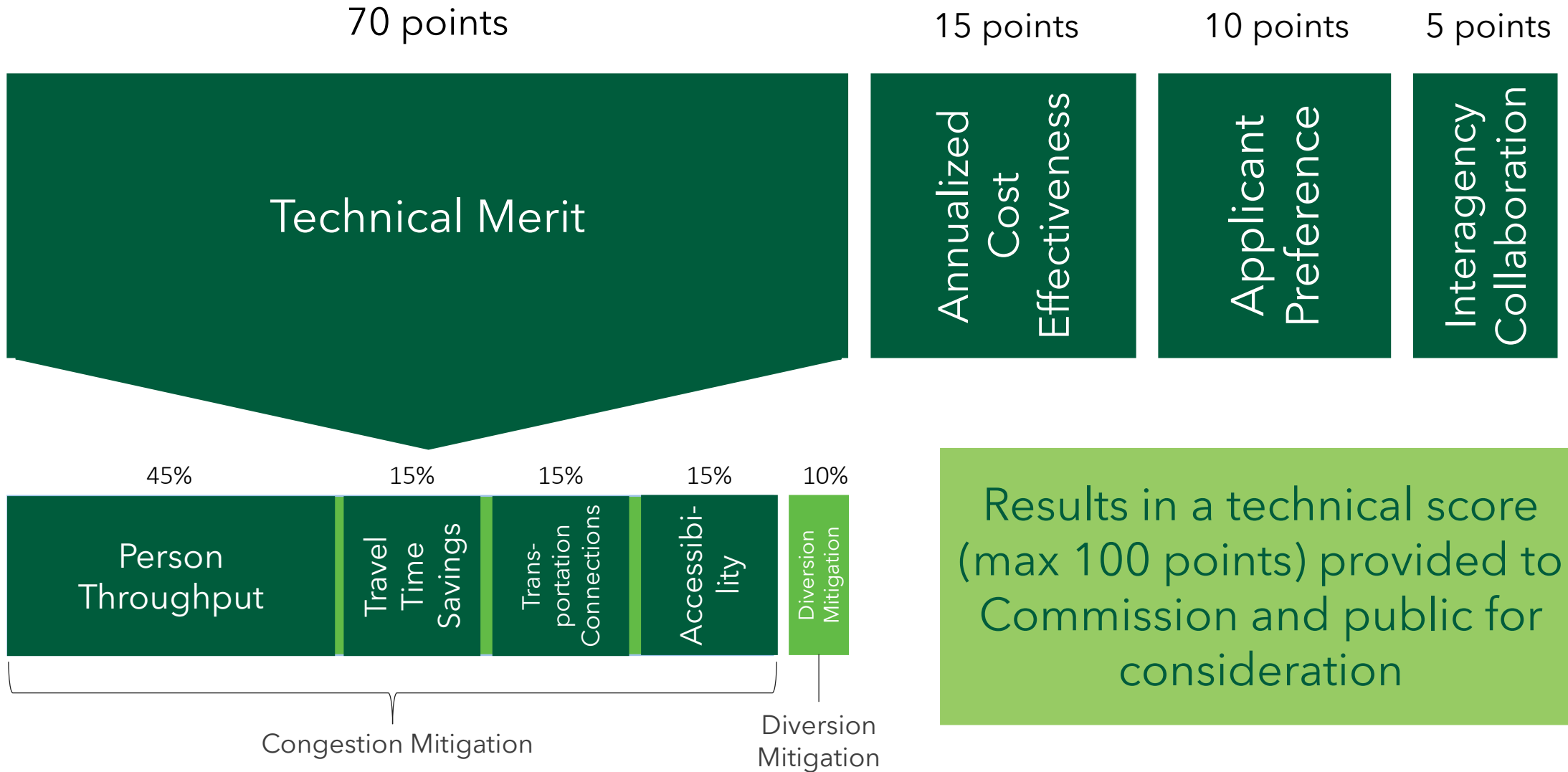
- Program Approval by Commissions and CTB

Staff are working with our Commonwealth partners to understand how COVID-19 may affect available revenue.



# Technical Evaluation Process

From the Commuter Choice on the I-66 Corridor Call for Projects (Fall 2019)



# Proposed Policy Changes

## Would take effect with the I-395/95 Round Two call for projects



### Framework for Larger Capital Projects

- Ensure funding obligation and expenditure deadlines are met
- Accommodate programming for larger funding awards



### Minimum Funding Award Amount

- Commensurate with recipients' administrative responsibilities



### Transportation Demand Management Project Requirements

- Ensure standalone efforts are targeted to toll payers and have measurable benefits



### Partner Support Documentation Requirement

- Ensure that projects that significantly involve a third party (VDOT, WMATA, etc.) will proceed smoothly if funded

## 9. Department of Rail and Public Transportation

- A. DRPT Monthly Report
- B. Quarterly Updates on WMATA Reform



Virginia Department of Rail and Public Transportation

# 10. Virginia Railway Express

- A. VRE COVID-19 Response
- B. VRE CEO Report and Minutes
- C. FY 2022 VRE Key Budget Issues





**KATE MATTICE**  
NVTC EXECUTIVE DIRECTOR

## 10. Executive Director's Report

- A. Executive Director Newsletter
- B. NVTC Financial Reports (June and July 2020)

Save the date for  
**NVTC-PRTC Joint *Virtual* Legislative  
Briefing**

Monday December 7<sup>th</sup> at 8:30 am

# Commissioner Comments

Chair Cristol will open the floor for any final questions and comments from Commissioners

Next Commission Meeting is October 1, 2020



**KATIE CRISTOL**  
NVTC CHAIR  
ARLINGTON COUNTY

## 12. Closed Session

Chair Cristol will request a motion to move into Closed Session to discuss a personnel matter.



**KATIE CRISTOL**  
NVTC CHAIR  
ARLINGTON COUNTY

# NVTC Commission is in Closed Session.

**For the listening public, if there is an interruption in the live feed, please go to NVTC's YouTube channel to connect to a new live feed.**





**KATIE CRISTOL**  
NVTC CHAIR  
ARLINGTON COUNTY

# NVTC Commission is back in Open Session.

Chair Cristol will request a motion to certify the Closed Session.

# NVTC Commission Meeting September 3, 2020

Meeting is adjourned. Thank you for attending.



**KATIE CRISTOL**  
NVTC CHAIR  
ARLINGTON COUNTY



**CANEK AGUIRRE**  
NVTC VICE CHAIR  
CITY OF ALEXANDRIA



**JEFFREY MCKAY**  
NVTC SECRETARY-TREASURER  
FAIRFAX COUNTY



**MATTHEW LETOURNEAU**  
NVTC IMMEDIATE PAST CHAIR  
LOUDOUN COUNTY

Visit us at [www.novatransit.org](http://www.novatransit.org)